

# Ozark Fly Fishers

## Member Newsletter

November 2020

### President's Message

By the time you read this, the catch and release season will have begun. I personally will miss the annual trek down to Sand Springs with the club, and hope we can get the ship back on course soon. I think it is safe to say our annual banquet and all-day meeting will not happen in the normal fashion. The board is looking at alternatives for both, but our by-laws do not require an election of officers if there is only one candidate per office (called acclamation) so that helps. Thanks to Steve Garnett for chairing the nomination committee, and filling the roster,



I attended a series of Roundtable sessions with the Conservation Commission that were quite interesting. Not much directly affecting fly-fishing, but great talks on feral hogs, bears and elk.

Our October event at Westover was good, although the afternoon rain literally put a damper on the event. The fishing was good in the morning and we all behaved (keeping our distances). A big Flyfishing thank you to Lisa and Tom at Westover - whom I can recommend for both their lodging and fishing.

I had a nice chat with Julianne Stone, the new Regional Director of the St Louis region. We will try to get her to speak for a future meeting. She is located out at Busch Wildlife and we may consider an outing at one of their lakes during the winter stocking. Probably try to define her role and relation to our club, as this is a new position with the State.

I believe we will hold zoom meetings in November (which may be a first) and December (instead of the Christmas present fly swap) and are lining up speakers. If there is interest, perhaps our Christmas 'presents' could be a mail-in event.

So mask up folks, keep your social distance and we will wind up back on the stream.

**Dan Rasch, President, Ozark Fly Fishers**  
Email: [drasch27@hotmail.com](mailto:drasch27@hotmail.com)



### Upcoming Events

#### December

December 17, 2020 – 7:00 PM

Membership Meeting

Topic: TBD

Location: Zoom

### 2021 OFF


#### Membership News


Due to COVID-19 challenges, the Board of Directors has unanimously voted to **waive 2021 membership dues and automatically renew membership** for 2020 members. The Board is working hard to get more events on the calendar for the remainder of 2020 and for 2021 that are educational, fun, and safe. Please keep an eye on the Newsletter, OFF Website, and Calendar for updates. Thanks.

**-OFF Board of Directors**

 [www.ozarkflyfishers.org](http://www.ozarkflyfishers.org)

 Instagram: [@ozark\\_fly\\_fishers](https://www.instagram.com/ozark_fly_fishers)

 Twitter: [@ozarkflyfishers](https://twitter.com/ozarkflyfishers)

 Facebook: [@ozarkflyfishers](https://www.facebook.com/ozarkflyfishers)

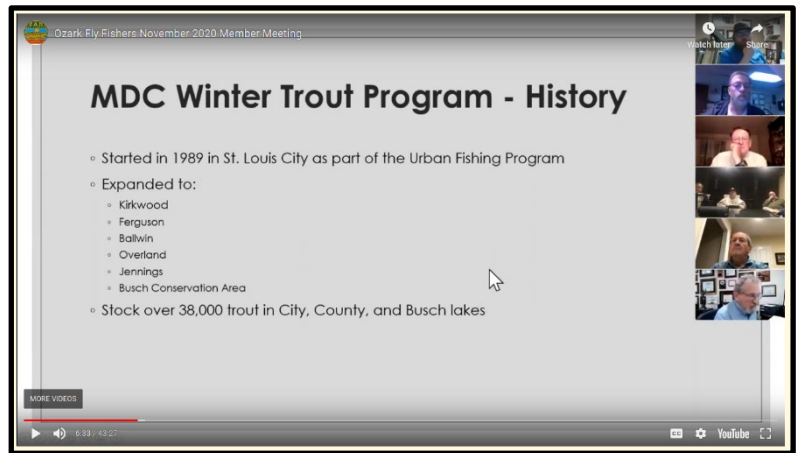
 [OzarkNewsletter@gmail.com](mailto:OzarkNewsletter@gmail.com)

© Ozark Fly Fishers, Inc. 2020

## OFF Zoom Meetings

Come Zoom with Ozark Fly Fishers. On Thursday, December 17, Ozark Fly Fishers, Inc. will offer online, visual programming for members. The programs will be available to all members that have a computer or smartphone.

On the morning of the meeting, each OFF member will be emailed a link and password for the evening program. The meeting will begin at 7:00 PM, but members will be able to join the Zoom meeting room as early as 6:45 PM. This month, our Guest Speaker is still to be determined, but we'll have more info soon.



As always, the programs will be advertised on the OFF Website, our social media channels, through emails to members, and in the monthly newsletter. **On the morning of the meeting, each OFF member will be emailed a link and password for the evening program.** During the meeting program, all members except the presenter will be muted, so that only the presenter will be able to speak. Members will be able to virtually raise their hands in Zoom if they have questions, or post their questions in the Zoom chat. We'll demonstrate how to do this before the meeting gets started.

**If you cannot make the Zoom meetings, a video recording will be posted to the OFF website a few days following the meeting. (But it's more fun to join in live.)**

## Reminder: Using Zoom

**Click the Link to Watch this Video:** <https://www.youtube.com/watch?v=nKQq96TiGpg>

### Join by computer

- Have a headphones available if possible to minimize feedback – your cellphone earbuds will work well.
- Click the **Zoom link** that's been sent to you in an email, and Zoom should automatically and quickly download to your computer.
- In Downloads on your computer, click Zoom\_launcher.exe. Zoom should direct you to this with a large orange flag.
- Once Zoom has launched, a screen should pop up asking for your name. This will identify you during the meeting.
- You should now be part of the meeting. Click the green button that says "**Join Audio By Computer**".

### Join by tablet or smartphone

- If you choose to use your tablet or smartphone, be sure to download the Zoom app ahead of time.
- Once you have downloaded the Zoom app, follow the "Join by computer" instructions above.

### Join by telephone

- First, dial the phone number provided in the Zoom email.
- When prompted, dial the meeting ID number that is also provided.
- Your phone will be automatically muted once the meeting starts. If you want to speak, press \*6 to unmute.

# Fly of the Month – November 2020

## Redfish Shrimp Pattern

There are still fishing opportunities in the midst of the great pandemic of 2020. Do your homework, see whose positivity rate is rising and whose is falling, find places to stay that limit exposure, and finally look for a place that has quality fishing and amenities that are actually open. We chose Charleston, South Carolina. Apparently Captain Chris Wilson of FinAddict Fly & Light Tackle guide service has ties to St. Louis. His wife is from the St. Louis Area and he frequents (or used to frequent) the area fly shops before the pandemic limited his travels.

Charleston also has a lot of things to keep you busy while not fishing offering great beaches, great history, great restaurants, and local breweries all without actually being overtly “touristy”. We stayed in a VRBO rental house on James Island – kind of a suburb of Charleston – that was within 20 minutes of everything we wanted to do. The third week of October should have been ideal schooling redfish time, but we were just a bit too early. As the weather cools, the bait fish tend to bug out for warmer water leaving mostly shrimp and crabs for the redfish to feed on. The cooler water also moves the shrimp and crabs out of the marshes and creeks and out into the warmer mud flats to the waiting schools of redfish.

The cooler weather had not come yet, so the fish were still scattered and chasing everything from shrimp to not-yet-migrating mullet making them tough to target with a fly. We were limited to low tide opportunities, so half-day trips were the order of the day. Chris was able to locate a lot of cruising fish giving us daily opportunities, but fishing was tough with so much forage in the shoals. Still, we did boat a number of very solid reds, sea trout, and flounder.



We caught most of our trout on hot pink or fluorescent chartreuse Clouser Minnows, and all the reds and flounder on a tan shrimp fly. As with most guides, he has about a dozen favorite proven patterns that are durable and easy to tie. With all the marsh grass and oyster bars, fly mortality is fairly high. Replacements need to be ready to go and not too complicated.

Basic Redfish Shrimp fly

### Materials

- Hook: Gamakatsu Saltwater Hook #4-6
- Thread: 6/0 Tan
- Weighted Eyes: Silver Bead Chain Eyes or Painted Lead Eyes depending on water depth
- Weed Guard: 30# Hard Mono
- Legs: Barred Sili-Legs – Tan or Clear & Black
- Eyes: (Optional) Mono Eyes
- Body: SLF Saltwater Dubbing Tan & Brown mixed

*(Continued on Page 4.)*

# (Fly of the Month – Con't)

## Tying Steps

1. Secure hook in vise and start thread behind hook eye and advance to hook bend. Coat with super glue.
2. Place two sections of weed guard mono – one on each side of the hook sticking out well beyond the hook eye – and wrap down with thread back to just short of the hook eye. Super glue this too.
3. Secure weighted eyes on top of the hook shank at the point just to the rear of where you stopped wrapping down the weed guard mono. This will be important when you finish the fly.
4. Advance the thread to the hook bend and tie in a small tuft of teased-out dubbing on top of the hook and comb out to the rear. Tie in four sections of Barred Sili-Legs about twice the hook length – two on each side. This is where you would tie in the Mono-Eyes if you are using them. Chris did not.
5. Form a dubbing loop and fill with the blended colors of Saltwater SLF – it has longer fibers than regular SLF dubbing – and twist into a dubbing brush. You will need to comb it out as you twist.
6. Wrap the dubbing brush about half-way forward, tie in another pair of Sili-Legs on each side, and then continue dubbing to the weighted eyes.
7. Brush out the dubbing. Trim the front half so that it tapers from the eyes to the rear that will remain untrimmed.
8. Fold the mono weed guards so they are perpendicular to the hook forming a V and secure with several thread wraps to get it to stay there. Add more superglue and whip-finish.

Chris tied these with bead chain eyes, medium lead eyes, and large lead eyes for different water depths and water flows. He also ties there in tan, brown, and black/purple for different water colors and times of the year. These can also be tied with EP Brushes of various widths and color schemes, but they tend to be expensive. Also keep in mind that if you fish with a guide, you probably will not need to tie any flies, but this one could also mimic a crayfish in Missouri's trout and smallmouth rivers.

**Mike Ott, Fly-Tying Chair, Ozark Fly Fishers**

## Pics of the Month

I hope everyone at OFF is doing well and getting the opportunity to get out and enjoy what a beautiful fall we have had; hopefully on a stream, river, lake etc. I have been fortunate enough to get out quite a bit and wanted to share a couple of pics. Both the Brown and the Rainbow were taken at Taneycomo on separate trips. The Brown was taken the last week of September on a Black Ray Charles, Sz 16. The Rainbow was taken the second last week of October on a Tan San Juan, Size 18. I have had some really good days this fall and I hope you all have had similar success.

**-Kevin Beckman**



Want your trophy trout included in the Newsletter? Send them to [OzarkNewsletter@gmail.com](mailto:OzarkNewsletter@gmail.com)

# 2021 Board of Directors

## Nominating Committee Report - November 2020

### **Steve Garnett**

As chair of the nominating committee I would like to thank the other members of the nominating committee; John Gallia and Bob Strathman for their help in preparing the slate of candidates. Also, on behalf of all the club members I would like to thank the candidates for volunteering their time and talent in service of our club. The nominations for Officers and Board Members are listed below.

### **OZARK FLY FISHERS OFFICER AND BOARD NOMINEES FOR 2021**

#### OFFICERS

PRESIDENT	Dan Rasch
VICE-PRESIDENT	Dave Crawford
SECRETARY	Richard Brasington
TREASURER	Steve Lekich
PAST PRESIDENT	Steve Antonic

#### BOARD

EDUCATION	James Gira
MEMBERSHIP	Al Bourisaw
OUTINGS	Rick Bable
WAYS AND MEANS	Chris Friesen
CONSERVATION	Scott Darrough
COMMUNICATION	Jacob Voss

#### NON-ELECTED POSITIONS

WEB MASTER	Jacob Voss
FLY CASTING	Brian Ellis
FLY TYING	Mike Ott
FFI Tying	
Award Evaluator	Mike Swederska
GROUP IO	
MODERATOR	Mike Swederska
VIDEO LIBRARIAN	Ed Heist
STREAM TEAM	
COORDINATOR	Scott Darrough

At this time as per the bylaws I would like to ask if there are any other nominations for any of the listed positions. If so, please contact me by phone, text or e-mail: 636-734-7553; [sgarnett@charter.net](mailto:sgarnett@charter.net)  
The nominating committee of Ozark Fly Fishers is asking for volunteers to fill two open positions on the Board of Directors. The open positions are Director and Committee chair for Outings and for Ways and Means. If you feel you would like to serve your club in either of these positions or if you would like more information on these positions, we would like to speak with you. These positions require no previous experience as the outgoing Directors have all the information you will need to conduct your duties. For information or to volunteer please call or text one of the Nominating Committee members:

#### **Contact Info:**

Steve Garnett 636-734-7553  
John Gallia 636-577-0610  
Bob Strathman 636-236-8337

## 2021: Ozark Fly Fishers 50<sup>th</sup> Anniversary

Time flies, right? Next year will be the 50<sup>th</sup> Anniversary of Ozark Fly Fishers. The club was founded way back during the Nixon Administration in 1971. We are looking to our members for ideas on how to celebrate the occasion. If you have any thoughts, ideas, or requests on how to celebrate our Gold Anniversary, please send them to [OzarkNewsletter@gmail.com](mailto:OzarkNewsletter@gmail.com)



## Tie Flies with OFF on Zoom

The Fly Tiers of the Long Table have made the best of a bad situation. Mike and the guys have set up a weekly group tying Zoom call.

If you are looking for something to do while you're at home, and you don't tie flies yourself, but are just needing to be entertained, the FTOLT has been successful in holding Zoom meeting tying session. The sessions are free for anybody wanting to participate. All you need to do is download the Zoom app and let us know that you want to participate.



Email Mike Swederska at [shur-way@sbcglobal.net](mailto:shur-way@sbcglobal.net) or post that you'd like to join in the Ozark Fly Fishers Facebook page or GroupsIO page. You'll be provided with a link and can join in on the fun using your laptop, smartphone, or tablet.

The tying sessions are 5:30 on Wednesday nights.

# Communications

## Ozark Fly Fishers Member Newsletter

Do you enjoy writing as much as fishing? Have you recently read a good fly-fishing book or had a fun trip you wish to recap? The Ozark Fly Fishers Member Newsletter is always looking for new content from our members. Articles up to 1,000 words can be submitted to: [OzarkNewsletter@gmail.com](mailto:OzarkNewsletter@gmail.com).

In addition to member content, the Member Newsletter acts as members' primary source of information about upcoming events and speakers, future outings, and other important dates and updates from the Board of Directors. It is delivered each month either through email or snail mail. Many members collaborate each month to put the newsletter together, and we hope you enjoy.

## Social Media

A great way to stay up to date (and not have to wait for the monthly newsletter) is to follow Ozark Fly Fishers on our social media channels. In addition to getting updates from the club, it gives you the chance to interact with other members and to share your stories, photos, and videos. Be sure to like and subscribe to the various links below. **WE WANT YOUR PHOTOS AND VIDEOS.** Sharing your photos and videos is a great way to show off your latest huge catch and to promote the club. Send photos/videos to [OzarkNewsletter@gmail.com](mailto:OzarkNewsletter@gmail.com). If you have any questions about social media or even want to create your own account to interact with OFF, please reach out to Jake Voss, who is happy to help.

Follow OFF on Twitter for discussions.



[www.twitter.com/ozarkflyfishers](http://www.twitter.com/ozarkflyfishers)  
[@ozarkflyfishers](https://twitter.com/ozarkflyfishers)

Follow OFF on Instagram for photos.



[www.instagram.com/ozark\\_fly\\_fishers](http://www.instagram.com/ozark_fly_fishers)  
[@ozark\\_fly\\_fishers](https://www.instagram.com/ozark_fly_fishers)

Like/Follow OFF on Facebook.



[www.facebook.com/ozarkflyfishers](http://www.facebook.com/ozarkflyfishers)  
[@ozarkflyfishers](https://www.facebook.com/ozarkflyfishers)

Subscribe to OFF on YouTube for videos



[www.youtube.com/ozarkflyfishers](http://www.youtube.com/ozarkflyfishers)

## Ozark Fly Fishers Website

The Ozark Fly Fishers website will provide you with all the information you'll need about the club, its members, its events, and its sponsors. The website holds an archive of past monthly newsletters, flies of the month, and photos of past OFF Events. The OFF Website also hosts the Club Calendar, which provides the dates and times of all club events, as well as some events hosted by third parties.

Our website can be found at: <http://www.OzarkFlyFishers.org>  
or use your smartphone to scan the QR code to the right.



## Groups.IO

Ozark Fly Fishers has now joined Groups IO. To join in the discussion, all you have to do is go to <https://groups.io/> or google search for "Groups IO".

Register on the site by putting in your email and creating a password. (Write it down, save it, and keep it simple. If you lose it or forget it nobody can find it or get it for you.) They will send you an email to your address where you can verify your account. That's all you have to do to become a member of Groups IO. Once you have registered, search for "Ozark Fly Fishers" and ask to join the group. It will send an invitation. It is that easy. We also have a subgroup in the Groups IO of Ozark Fly Fishers for the tiers in the club. Once you're a member of the Ozark Fly Fishers main group you can then join the Fly Tiers of the Long Table sub group. You **have** to be a member of the Ozark Fly Fishers **main** group to join the sub group. It's just a matter of asking to join as you did with the main group. Having problems, contact Mike Swederska at: [Shur-way@sbcglobal.net](mailto:Shur-way@sbcglobal.net)



# Ozark Fly Fishers Board of Directors

<u>Officers</u>	<u>Directors</u>	<u>Chairperson</u>
<i>President:</i> Dan Rasch	<i>Communications:</i> Jake Voss	<i>Casting:</i> Brian Ellis
<i>Vice President:</i> Dave Crawford	<i>Conservation:</i> Scott Darrough	<i>Fly Tying:</i> Mike Ott
<i>Treasurer:</i> Steve Lekich	<i>Education:</i> Jim Gera	<i>Stream Team Coordinator:</i> Scott Darrough
<i>Secretary:</i> Richard Brasington	<i>Membership:</i> Al Bourisaw	<i>Video Library:</i> Ed Heist
<i>Past President:</i> Steve Antonic	<i>Outings:</i> Ed Olander	<i>Webmaster:</i> Jake Voss
	<i>Ways &amp; Means:</i> Jerry Kniepman	<i>Group IO Moderator:</i> Mike Swederska

## Stream Team 31

Coordinator / Current River	Scott Darrough
<i>Blue Springs Creek</i>	Glen Bish
<i>Mill Creek</i>	Bill Leslie

## Reminders:

### Monthly Member Meeting

Ozark Fly Fishers meet at 7:00 PM on the fourth Thursday of each month at the Greensfelder Recreation Center in Queeny Park, Ballwin, MO (Unless noted differently. See OFF Calendar at [www.ozarkflyfishers.org](http://www.ozarkflyfishers.org))

## Fly Tiers of the Long Table

The Fly Tiers of the Long Table new tying schedule is tying on the second and the fourth Wednesday of the month at the same location, Shur-Way Auto Body in Maplewood, starting at 5:30 pm. Early arriving tiers are welcome. All tiers of all skill are welcome to join in on the fun. There is always more going on at the tying event than just tying. We talk about everything fly fishing. Feel free to join!

## OFF Student Membership

Ozark Fly Fishers is proud to announce our new Student Membership Program. Students will be able to join OFF for a discounted rate of only \$10 per year. Be sure to pass word along to any young anglers you believe would benefit from membership.



# Ozark Fly Fishers Objectives

**Founded 1971**

To promote fly-fishing as the most sportsmanlike and enjoyable way of fishing and the method most consistent with the preservation and wise use of our game fish.

To practice conservation of natural resources and to support efforts for environmental quality and pollution control.

To provide advice, education, and assistance to promote the art of fly fishing. To demonstrate applied techniques in fly-fishing, tying, casting and related subjects

Affiliate Club of Fly Fishers International.



## Please Support Our Corporate Sponsors



**Shur-Way**  
Since 1971  
314-645-5540  
AUTO BODY

**The First—The Original**  
to bring environmentally friendly water-based collision repair paint to St. Louis.

Go Green!



**SHUR-WAY  
AUTO BODY**  
3540 Greenwood  
Maplewood  
314.645.5540

Freshwater & Saltwater  
Fly Fishing Specialists  
Since 1955



**Feather-Craft®**  
Fly Fishing

HUGE Selection of all things fly fishing!  
FREE Fly Casting & Fly Tying Lessons...  
beginner through advanced.  
Visit [www.feather-craft.com](http://www.feather-craft.com)  
for on-line Fly Fishing Catalogs, Specials,  
Bulletin Boards, Closeouts, Demo's,  
one-of-a-kinds and much more.

Call or stop by for our  
FREE 92-page Fly Fishing Catalog  
314-963-7884 • 800-659-1707  
8307 Manchester Rd  
St. Louis, Missouri 63144

9024 Manchester  
St. Louis, Missouri 63144  
(314) 968-4223



**T. HARGROVE**  
Fly Fishing Inc.  
[www.thargrove.com](http://www.thargrove.com)

**IOI Mobility** 636-447-1414  
St. Louis

**Access Solutions**

	Stair Lifts	Patient Lifts
	Access Ramps	Bath Access
	Auto Lifts	Pool Lifts
	Platform Lifts	Grab Bars

Brad Kohlbrecher  
4025 South Old Highway 94 • Unit T  
St. Charles, Missouri, 63304

Ozark Fly Fishers  
PO Box 31473  
Saint Louis, MO 63131-0473